



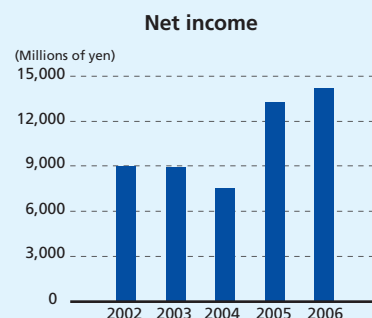
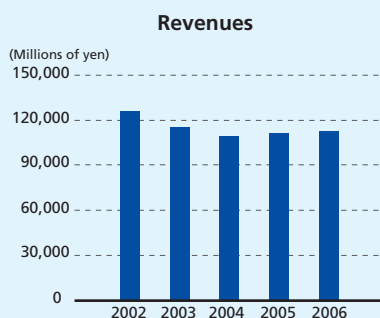
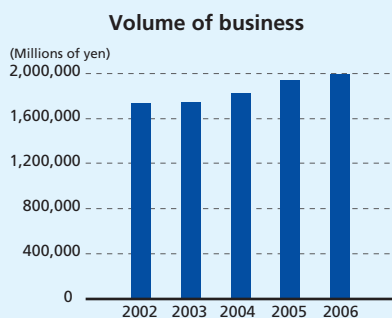
Power of Solutions,  
Power to Customers

# FINANCIAL HIGHLIGHTS

Hitachi Capital Corporation and Subsidiaries  
Years ended March 31, 2006, 2005 and 2004

	In millions of yen, except per share data			Thousands of U.S. dollars, except per share data
	2006	2005	2004	2006
<b>FOR THE YEAR:</b>				
Volume of business	¥1,989,161	¥1,934,819	¥1,822,794	\$17,001,376
Revenues	112,725	111,611	109,494	963,461
Income before income taxes and minority interests	26,129	24,132	15,108	223,324
Net income	14,219	13,287	7,532	121,529
<b>AT YEAR-END:</b>				
Trade receivables	¥588,309	¥464,201	¥508,029	\$5,028,282
Total assets	2,436,132	2,190,188	2,151,270	20,821,641
Stockholders' equity	230,814	218,855	215,523	1,972,769
Number of employees	3,607	3,571	3,551	—
<b>PER SHARE DATA (in yen and U.S. dollars):</b>				
Net income (basic)	¥121.1	¥110.5	¥59.0	\$1.03
Net income (diluted)	121.0	108.0	57.3	1.03
Cash dividends paid and declared for the year	35.0	34.0	32.0	0.30
Stockholders' equity	1,974	1,854	1,783	16.87

Notes: 1. U.S. dollar amounts in this report represent translations of yen, solely for the convenience of the reader, at the rate of ¥117=US\$1, the approximate exchange rate at March 31, 2006.  
2. Stockholders' equity per share is based on the weighted average number of shares of common stock outstanding during the respective years (see Note 3 (l) for per share data).



The volume of business figures in fiscal years prior to the year ended March 31, 2002 have been revised to reflect the adoption of a new securitization scheme that is not included in the volume of business.

## CONTENTS

Financial Highlights		Consolidated Statements of Income	20
Hitachi Capital at a Glance	1	Consolidated Statements of	
Message from the President	2	Stockholders' Equity	21
Special Feature		Consolidated Statements of Cash Flows	22
Power of Solutions, Power to Customers	4	Notes to Consolidated Financial Statements	23
Directors and Officers	12	Independent Auditors' Report	42
Corporate Governance	13	Investor Information	43
Management's Discussion and Analysis	14	Corporate Data	44
Consolidated Balance Sheets	18	Consolidated Subsidiaries	45

### Forward-Looking Statements

This annual report contains forward-looking statements about the future plans, strategies, beliefs and performance of Hitachi Capital and its subsidiaries. These forward-looking statements are not historical facts. They are expectations, estimates, forecasts and projections based on information currently available to the Company and are subject to a number of risks, uncertainties and assumptions, which, without limitation, include economic trends, competition in markets where the Company is active, personal consumption, market demand, the tax system and other legislation. As such, actual results may differ materially from those projected.

 **Hitachi Capital Corporation**

15-12, Nishi Shimbashi 2-chome,  
Minato-ku, Tokyo 105-8712, Japan

Phone: +81-3-3503-2118

<http://www.hitachi-capital.co.jp>