



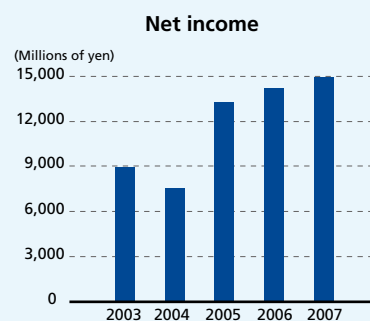
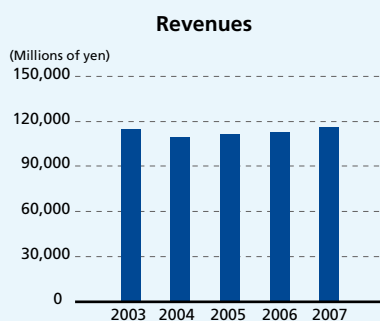
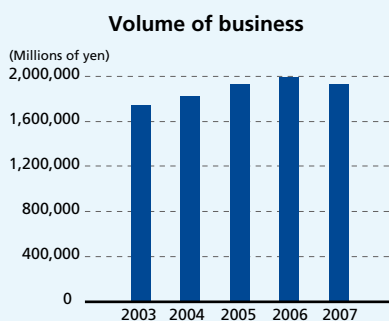
Power of Solutions,
Power to Customers

FINANCIAL HIGHLIGHTS

Hitachi Capital Corporation and Subsidiaries
Years ended March 31, 2007, 2006 and 2005

	In millions of yen, except per share data			Thousands of U.S. dollars, except per share data
	2007	2006	2005	2007
FOR THE YEAR:				
Volume of business	¥1,927,259	¥ 1,989,161	¥ 1,934,819	\$16,332,703
Revenues	115,992	112,725	111,611	982,983
Operating income	24,963	26,189	24,697	211,550
Income before income taxes and minority interests	26,347	26,129	24,132	223,279
Net income	14,954	14,219	13,287	126,728
AT YEAR-END:				
Trade receivables	¥ 632,048	¥ 588,309	¥ 464,201	\$ 5,356,338
Total assets	2,516,721	2,436,132	2,190,188	21,328,144
Net assets	247,897	236,987	224,762	2,100,822
Number of employees	3,409	3,607	3,571	—
PER SHARE DATA (in yen and U.S. dollars):				
Net income (basic)	¥ 127.9	¥ 121.1	¥ 110.5	\$ 1.08
Net income (diluted)	127.9	121.0	108.0	1.08
Cash dividends paid and declared for the year	36.0	35.0	34.0	0.30
Stockholders' equity	2,061	1,974	1,854	17.46

Notes: 1. U.S. dollar amounts in this report represent translations of yen, solely for the convenience of the reader, at the rate of ¥118=US\$1, the approximate exchange rate at March 30, 2007.
2. Stockholders' equity per share is based on the weighted average number of shares of common stock outstanding during the respective years (see Note 3 (l) for per share data).



CONTENTS

Financial Highlights			
Hitachi Capital at a Glance	1	Consolidated Statements of Income	18
Message from the President	2	Consolidated Statements of	
Special Feature		Changes in Net Assets	19
Power of Solutions, Power to Customers	4	Consolidated Statements of Cash Flows	21
Directors and Officers	10	Notes to Consolidated Financial Statements	22
Corporate Governance	11	Independent Auditors' Report	43
Management's Discussion and Analysis	12	Investor Information/Corporate Data	44
Consolidated Balance Sheets	16	Consolidated Subsidiaries	45

Forward-Looking Statements

This annual report contains forward-looking statements about the future plans, strategies, beliefs and performance of Hitachi Capital and its subsidiaries. These forward-looking statements are not historical facts. They are expectations, estimates, forecasts and projections based on information currently available to the Company and are subject to a number of risks, uncertainties and assumptions, which, without limitation, include economic trends, competition in markets where the Company is active, personal consumption, market demand, the tax system and other legislation. As such, actual results may differ materially from those projected.

 **Hitachi Capital Corporation**

15-12, Nishi Shimbashi 2-chome,
Minato-ku, Tokyo 105-8712, Japan

Phone: +81-3-3503-2118

<http://www.hitachi-capital.co.jp>