


**Power of Solutions,
Power to Customers**



Cover:



Sui Sui Puzzle by OSACO. T,
recipient of the Hitachi
Capital Special Award

19th Artbility Awards

Artbility is an art bank that specializes in artworks by people with disabilities and is run by Tokyo Colony Association, a social welfare corporation. Photo stock (positive film) of artworks are loaned out for use on published and printed materials issued by companies, municipal offices and other groups. This provides the artist with an avenue for publicizing their work while also bringing financial support.

Since 1995, Hitachi Capital has sponsored the Artbility Awards, which honor the most successful artists during that year, and introduced its own Hitachi Capital Special Award in 1998. The winning artwork is used widely in advertisements and other PR materials, supporting the self-reliance of artists with disabilities.

 **Hitachi Capital Corporation**

15-12, Nishi Shimbashi 2-chome, Minato-ku, Tokyo 105-8712, Japan

Phone: +81-3-3503-2118 <http://www.hitachi-capital.co.jp>

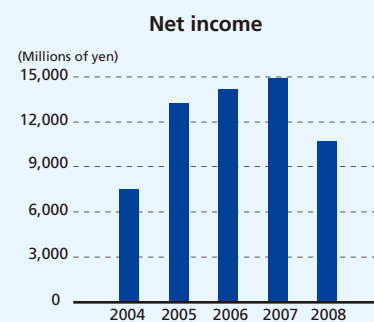
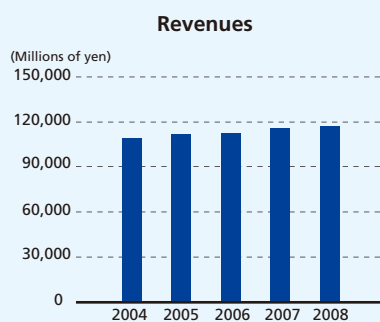
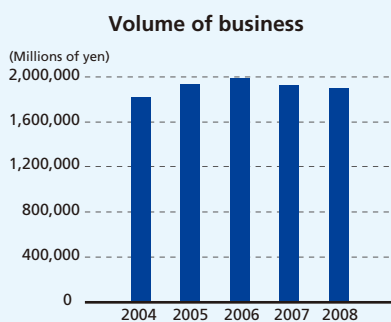
Printed in Japan

FINANCIAL HIGHLIGHTS

Hitachi Capital Corporation and Subsidiaries
Years ended March 31, 2008, 2007 and 2006

	In millions of yen, except per share data			Thousands of U.S. dollars, except per share data
	2008	2007	2006	2008
FOR THE YEAR:				
Volume of business	¥1,899,166	¥ 1,927,259	¥ 1,989,161	\$18,991,660
Revenues	117,185	115,992	112,725	1,171,850
Operating income	22,486	24,963	26,189	224,860
Income before income taxes and minority interests	20,504	26,347	26,129	205,040
Net income	10,722	14,954	14,219	107,220
AT YEAR-END:				
Trade receivables	¥ 611,063	¥ 632,048	¥ 588,309	\$ 6,110,630
Total assets	2,447,791	2,516,721	2,436,132	24,477,910
Net assets	239,077	247,897	236,987	2,390,770
Number of employees	3,418	3,409	3,607	—
PER SHARE DATA (in yen and U.S. dollars):				
Net income (basic)	¥ 91.7	¥ 127.9	¥ 121.1	\$ 0.92
Net income (diluted)	91.7	127.9	121.0	0.92
Cash dividends paid and declared for the year	40.0	36.0	35.0	0.40
Stockholders' equity	2,033	2,061	1,974	20.33

Notes: 1. U.S. dollar amounts in this report represent translations of yen, solely for the convenience of the reader, at the rate of ¥100=US\$1, the approximate exchange rate at March 31, 2008.
2. Net income (basic) per share is based on the weighted average number of shares of common stock outstanding during the respective years (see Note 3 (I) for per share data).
3. A year-end dividend of ¥40.0 per share for the fiscal year ended March 31, 2008 includes a commemorative dividend of ¥4.0 per share on the occasion of the Company's 50th anniversary.



CONTENTS

Financial Highlights			
Hitachi Capital at a Glance	1	Consolidated Statements of Income	18
Message from the President	2	Consolidated Statements of	
Special Feature		Changes in Net Assets	19
Outline of New Mid-term		Consolidated Statements of Cash Flows	21
Management Plan	4	Notes to Consolidated Financial Statements	22
Directors and Officers	10	Independent Auditors' Report	43
Corporate Governance	11	Investor Information/Corporate Data	44
Management's Discussion and Analysis	12	Consolidated Subsidiaries	45
Consolidated Balance Sheets	16		

Forward-Looking Statements

This annual report contains forward-looking statements about the future plans, strategies, beliefs and performance of Hitachi Capital and its subsidiaries. These forward-looking statements are not historical facts. They are expectations, estimates, forecasts and projections based on information currently available to the Company and are subject to a number of risks, uncertainties and assumptions, which, without limitation, include economic trends, competition in markets where the Company is active, personal consumption, market demand, the tax system and other legislation. As such, actual results may differ materially from those projected.