

Power of Solutions, Power to Customers



Illustration by Yohko Ohshida, recipient of the Hitachi Capital Special Award of the 21st Artbily Awards

FINANCIAL HIGHLIGHTS

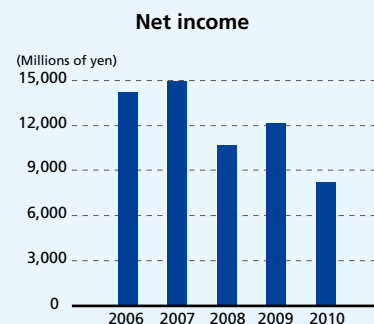
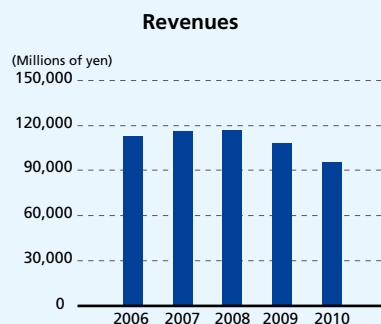
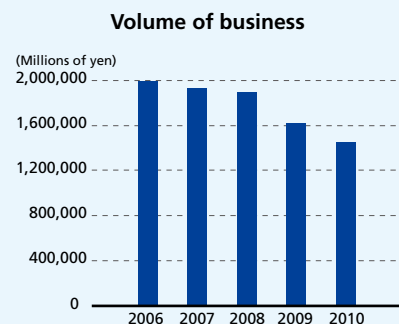
Hitachi Capital Corporation and Subsidiaries
Years ended March 31, 2010, 2009 and 2008

	In millions of yen, except per share data			Thousands of U.S. dollars, except per share data
	2010	2009	2008	2010
FOR THE YEAR:				
Volume of business	¥ 1,449,439	¥ 1,616,460	¥ 1,899,166	\$ 15,585,365
Revenues	95,357	107,943	117,185	1,025,344
Operating income	12,895	17,580	22,486	138,655
Income before income taxes and minority interests	13,370	21,812	20,504	143,763
Net income	8,248	12,122	10,722	88,688
AT YEAR-END:				
Notes and accounts receivable-trade	¥ 496,420	¥ 529,657	¥ 611,063	\$ 5,337,849
Total assets	1,664,606	1,790,497	2,447,791	17,898,989
Net assets	252,268	241,394	239,077	2,712,559
Number of employees	3,392	3,513	3,418	—
PER SHARE DATA (in yen and U.S. dollars):				
Net income (basic)	¥ 70.5	¥ 103.7	¥ 91.7	\$ 0.75
Net income (diluted)	—	—	91.7	—
Cash dividends paid and declared for the year	30.0	36.0	40.0	0.32
Stockholders' equity	2,145	2,053	2,033	23.06

Notes: 1. U.S. dollar amounts in this report represent translations of yen, solely for the convenience of the reader, at the rate of ¥93=US\$1, the approximate exchange rate at March 31, 2010.

2. Net income (basic) per share is based on the weighted average number of shares of common stock outstanding during the respective years (see Note 3 (I) for per share data).

3. A year-end dividend of ¥40.0 per share for the fiscal year ended March 31, 2008 included a commemorative dividend of ¥4.0 per share on the occasion of the Company's 50th anniversary.



CONTENTS

Financial Highlights			
Hitachi Capital at a Glance	1	Consolidated Statements of Income	16
Message from the President	2	Consolidated Statements of Changes in Net Assets	17
Special Feature: Mid-Term Management Plan (Fiscal 2011–Fiscal 2013)	4	Consolidated Statements of Cash Flows	19
Business Topics 2010	6	Notes to Consolidated Financial Statements	20
Directors and Officers	8	Report of Independent Auditors	43
Corporate Governance	9	Investor Information/Corporate Data	44
Management's Discussion and Analysis	10	Consolidated Subsidiaries	45
Consolidated Balance Sheets	14		

Forward-Looking Statements

This annual report contains forward-looking statements about the future plans, strategies, beliefs and performance of Hitachi Capital and its subsidiaries. These forward-looking statements are not historical facts. They are expectations, estimates, forecasts and projections based on information currently available to the Company and are subject to a number of risks, uncertainties and assumptions, which, without limitation, include economic trends, competition in markets where the Company is active, personal consumption, market demand, the tax system and other legislation. As such, actual results may differ materially from those projected.